


PHILIPS

Xitanium

LED driver



Datasheet

Xitanium LED drivers – spot- and downlight SELV Xitanium 25W LH 0.3-1A 36V TD/Is 230V

Enabling future-proof LED technology

Xitanium LED drivers are designed to operate LED solutions for general lighting applications. Reliability is enhanced by features that protect the connected LED module, e.g. hot wiring, reduced ripple current and thermal derating. Most drivers feature central DC operation. In the coming years LEDs will continue to increase in efficiency, creating challenges for OEMs. With Xitanium LED drivers, flexibility in luminaire design is assured thanks to an adjustable output current. Application-oriented operating windows offer stable lumen output and light quality levels that specifiers and architects demand. The adjustable output current also enables operation of various LED PCB solutions from different manufacturers.

Benefits

- High reliability underpinned by 5 year warranty
- Future-proof flexibility - application-oriented operating windows enable LED generation and complexity management
- Compatibility - can also be used for other manufacturers' modules or OEMs' own PCB designs

Features

- Operating windows - output current can be adjusted via the Philips MultiOne configurator ('TD' drivers) or with a resistor outside the driver
- Hot wiring, reduced ripple current and thermal derating for increased reliability
- Multiple versions - DALI dimmable & programmable, trailing-edge dimmable, fixed-current/fixed-output trailing-edge dimmable, fixed-output, and fixed-current/fixed-output
- Power ratings: 10-110 W
- Choice of housing designs - linear housing for tracks in '3 in 1' in design, conventional HID housings for down- and spotlighting, and SH housing for independent use with strain relief and

Applications

- Retail

Electrical input data

Specification item	Value	Unit	Condition
Nominal input voltage	220...240	V _{ac}	
Nominal input frequency	50...60	Hz	
Nominal input current	0.2	A	@230V @ full load
Input voltage	230	V _{ac}	full load
Nominal input power	29	W	@230V @ full load
Power factor	≥ 0.9		
Total harmonic distortion	≤ 20	%	
Efficiency	87	%	@230V @ full load
Nominal input voltage DC	186...250	V _{dc}	
Nominal input current DC	0.1	A	Input voltage 230 V _{dc} , full load
Input voltage AC	202...254	V _{ac}	Performance range
Input frequency AC	47.5...64	Hz	Maximum permissible range
Input voltage DC	168...275	V _{dc}	Maximum permissible range

Electrical output data

Specification item	Value	Unit	Condition
Regulation method	Constant Current		
Output voltage	18...36	V _{dc}	
Output voltage max.	50	V	Peak voltage at open load
Output current	0.3...1	A	Full output current setting
Output current tolerance	± 5	%	
Output current ripple LF	≤ 20	%	Ripple = peak / average
Output power	5...26	W	Full output

Electrical data controls input

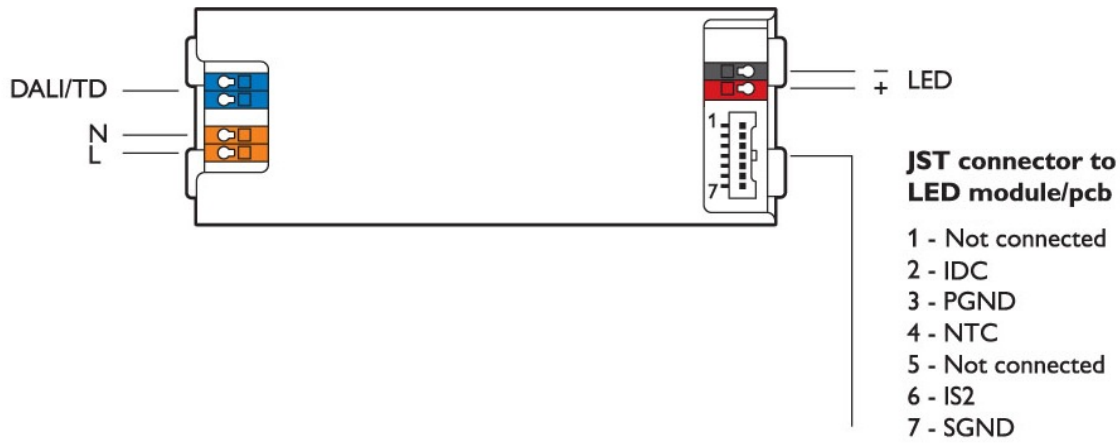
Specification item	Value	Unit	Condition
Control method	Touch and DALI dimming		
Dimming range	1...100	%	Default range

Logistical data

Specification item	Value
Product name	Xitanium 25W LH 0.3-1A 36V TD/Is 230V
Order code	871829170803200
Logistic code 12NC	9290 008 63703
EAN3	
Pieces per box	10

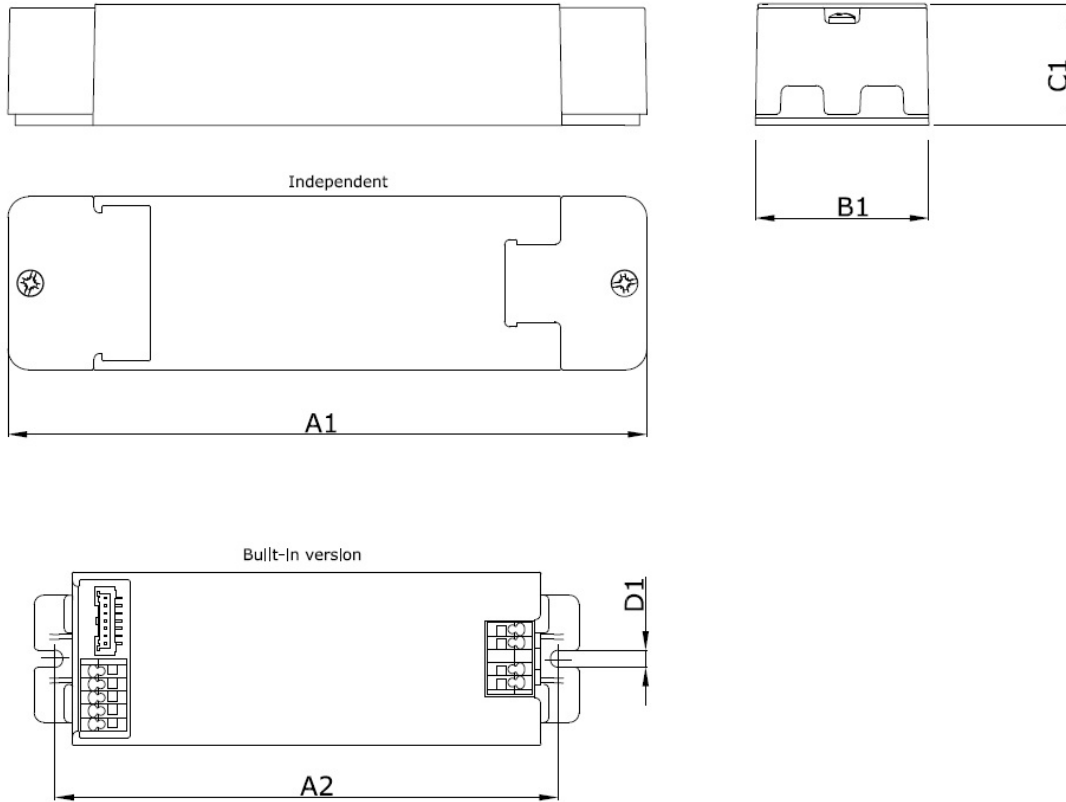
Wiring & Connections

Specification item	Value	Unit	Condition
Input wire cross-section	0.2...1.5	mm ²	WAGO250 (3.5 mm), solid wire
	16...24	AWG	WAGO250 (3.5 mm), solid wire
Input wire strip length	8.5...9.5	mm	
Output wire cross-section	0.08...0.33	mm ²	WAGO250 (3.5 mm), solid wire
	22...28	AWG	WAGO250 (3.5 mm), solid wire
Output wire strip length	0	mm	
Output wire cross-section	0.2...1.5	mm ²	, solid wire
	16...24	AWG	, solid wire
Output wire strip length	8.5...9.5	mm	
Maximum cable length	500	mm	Total length of wiring including LED module, one way



Dimensions and weight

Specification item	Value	Unit	Condition
Length (A1)	150	mm	
Width (B1)	46	mm	
Height (C1)	32	mm	
Fixing hole diameter (D1)	4.2	mm	
Fixing hole distance (A2)	114	mm	
Weight	150	gram	



Operational temperatures and humidity

Specification item	Value	Unit	Condition
Ambient temperature	-20...+65	°C	
T _{case-max}	90	°C	Maximum temperature measured at T _c -point
T _{case-life}	80	°C	Measured at T _c -point
Maximum housing temperature	110	°C	In case of a failure
Relative humidity	10...90	%	Non-condensing

Storage temperature and humidity

Specification item	Value	Unit	Condition
Ambient temperature	-25...+85	°C	
Relative humidity	5...95	%	Non-condensing

Lifetime

Specification item	Value	Unit	Condition
Driver lifetime	50,000	hours	Measured temperature at T _c -point is T _{case-life} . Maximum failures = 10%

Programmable features

Specification item	Value	Remark	Condition
Set output current (AOC)	Rset2 and Programmable	See Design-in guide. Default output current: ≤ 0.7 A	
LED module temperature derating (MTP)	Yes		
Constant Lumen Over Lifetime (CLO)	Yes		
DC emergency dimming (DCemDIM)	Yes		Current output decreased to 15%
Corridor mode	Yes		
Energy metering	No		
Diagnostics	No		

Features

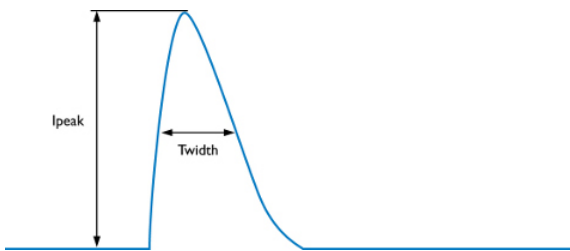
Specification item	Value	Remark	Condition
Open load protection	Yes		Automatic recovering
Short circuit protection	Yes		Automatic recovering
Over power protection	Yes		Automatic recovering
Hot wiring	Yes		
Suitable for fixtures with protection class	II		

Certificates and standards

Specification item	Value
Approval marks	CE / ENEC / RCM
Ingress Protection classification	20

Inrush current

Specification item	Value	Unit	Condition
Inrush current I_{peak}	20	A	Input voltage 230V
Inrush current T_{width}	150	μ s	Input voltage 230V, measured at 50% I_{peak}
Drivers / MCB 16A type B	≤ 30	pcs	



MCB	Rating	Relative number of LED drivers
B	10A	63%
B	13A	81%
B	16A	100% (stated in datasheet)
B	20A	125%
B	25A	156%
C	10A	104%
C	13A	135%
C	16A	170%
C	20A	208%
C	25A	260%

Driver touch current

Specification item	Value	Unit	Condition
Typical touch current	0.7	mA peak	Acc. IEC61347-1. LED module contribution not included

Surge immunity

Specification item	Value	Unit	Condition
Mains surge immunity (diff. mode)	> 1	kV	L-N, acc. IEC61000-4-5. 2 Ohm, 1.2/50us, 8/20us
Mains surge immunity (comm. mode)	> 2	kV	L/N - GND acc. IEC61000-4-5. 12 Ohm, 1.2/50us, 8/20us
Control surge immunity (diff. mode)	1	kV	
Control surge immunity (comm. mode)	2	kV	

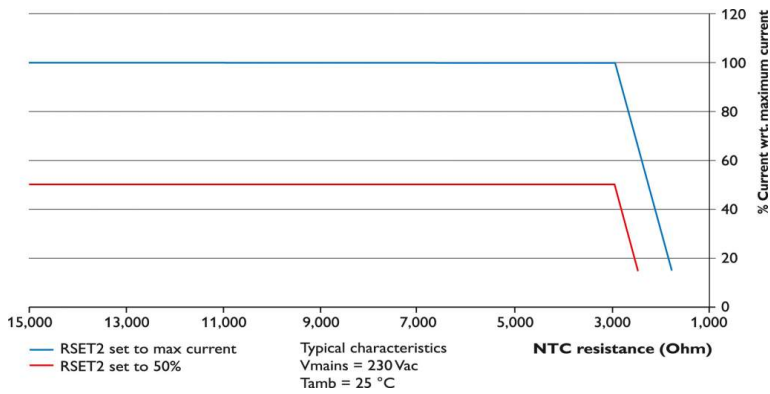
Additional information

Specification item	Value	Unit	Condition
AOC	0	mA	
CLO	0	%	

Module Temperature Protection

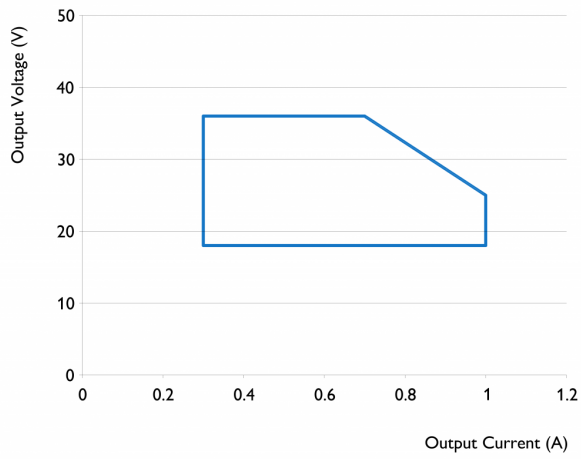
Specification item	Value	Unit	Condition
Advised NTC type	Vishay 15Kohm +/- 2%	238161554153	
	Murata NCP15XW153E03RC	NCP15XW153E03RC	With 390Ω in series
NTC resistance threshold	2966	Ω	Start limiting output current
Corresponding temperature	70	°C	With advised type 238161554153

NTC resistance versus output current

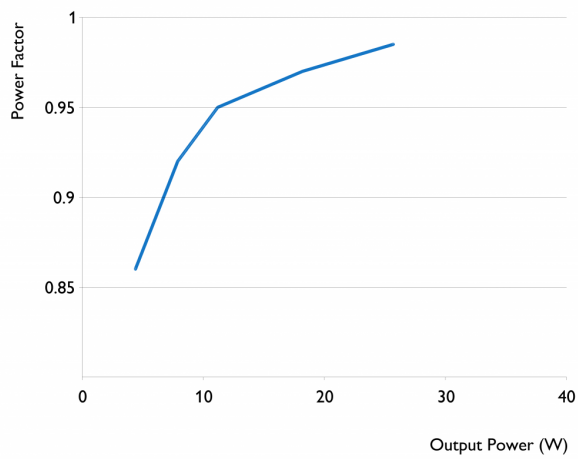


Graphs

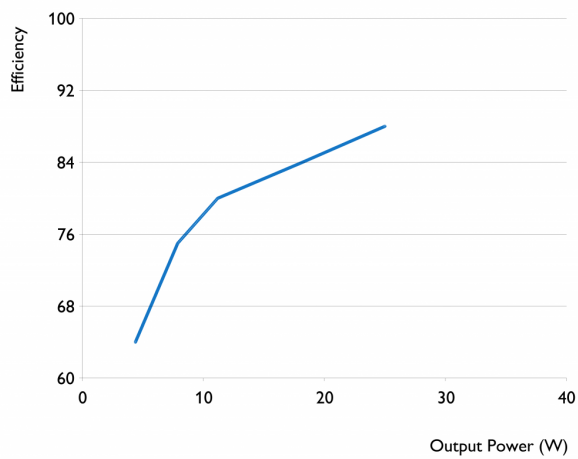
Operating window



Power factor versus output power



Efficiency versus output power





©2015 Koninklijke Philips Electronics N.V.

All rights reserved. Reproduction in whole or in part is prohibited without the prior written consent of the copyright owner. The information presented in this document does not form part of any quotation or contract, is believed to be accurate and reliable and may be changed without notice. No liability will be accepted by the publisher for any consequence of its use. Publication thereof does not convey nor imply any license under patent- or other industrial or intellectual property rights. Data subject to change.

Date of release: May 12, 2015

www.philips.com/xitanium